






RATE OF GRADATION








Sometimes the nature of the light source, or the size and shape of the form, affects the rate of the transition between light and shadow values. To account for this, you should practice to control how fast or slow the values shift between light and deep values.



Practice













































Practice























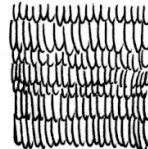





















**THE BASIC STROKES**

These are the main types of strokes used to create most pen and ink drawings. Note that each may appear in a variety of forms. Practice until you are sufficiently proficient with each of them and are able to recognize and distinguish their use in works of other artists.


|                 |   |   |   |   |   |   |
|-----------------|---|---|---|---|---|---|
|                 |   | Practice  |   | Practice  |   | Practice  |
| Hatching        |    |    |    |    |    |    |
| Cross-hatching  |    |    |    |    |    |    |
| Uneven Hatching |   |   |   |   |   |   |
| Curved Hatching |  |  |  |  |  |  |
| Scribbling      |  |  |  |  |  |  |
| Stippling       |  |  |  |  |  |  |
| Flowing Lines   |  |  |  |  |  |  |

Aim to be as proficient as possible with as many of the basic strokes as possible. Each bears its own unique characteristics, which gives you more versatility and can make your artwork more visually appealing.


|                 |   | Practice  |   | Practice   |   | Practice  |
|-----------------|---|---|---|--|---|---|
| Hatching        |    |    |    |    |    |    |
| Cross-hatching  |    |    |    |    |    |    |
| Uneven Hatching |   |   |   |   |   |   |
| Curved Hatching |  |  |  |  |  |  |
| Scribbling      |  |  |  |  |  |  |
| Stippling       |  |  |  |  |  |  |
| Flowing Lines   |  |  |  |  |  |  |

**6-STEP VALUE SCALE**


Creating value scales is one of the most invaluable exercises in drawing. With pen and ink drawing, you will find that each type of basic stroke presents its own challenge. Experiment with the variations to see what types of adjustments are needed in order to convey value change.



Hatching



Cross-hatching



Uneven Hatching



Curved Hatching



Scribbling




Stippling




Flowing Lines

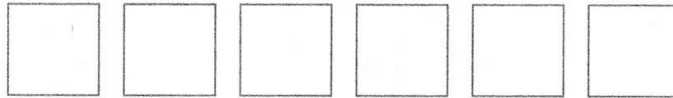




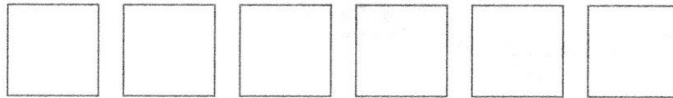
Hatching



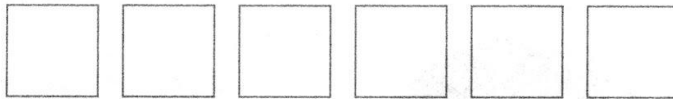
Cross-hatching



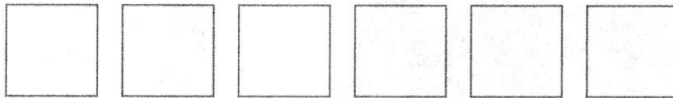
Uneven Hatching



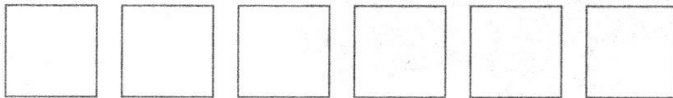
Curved Hatching



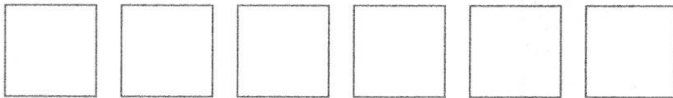
Scribbling



Stippling




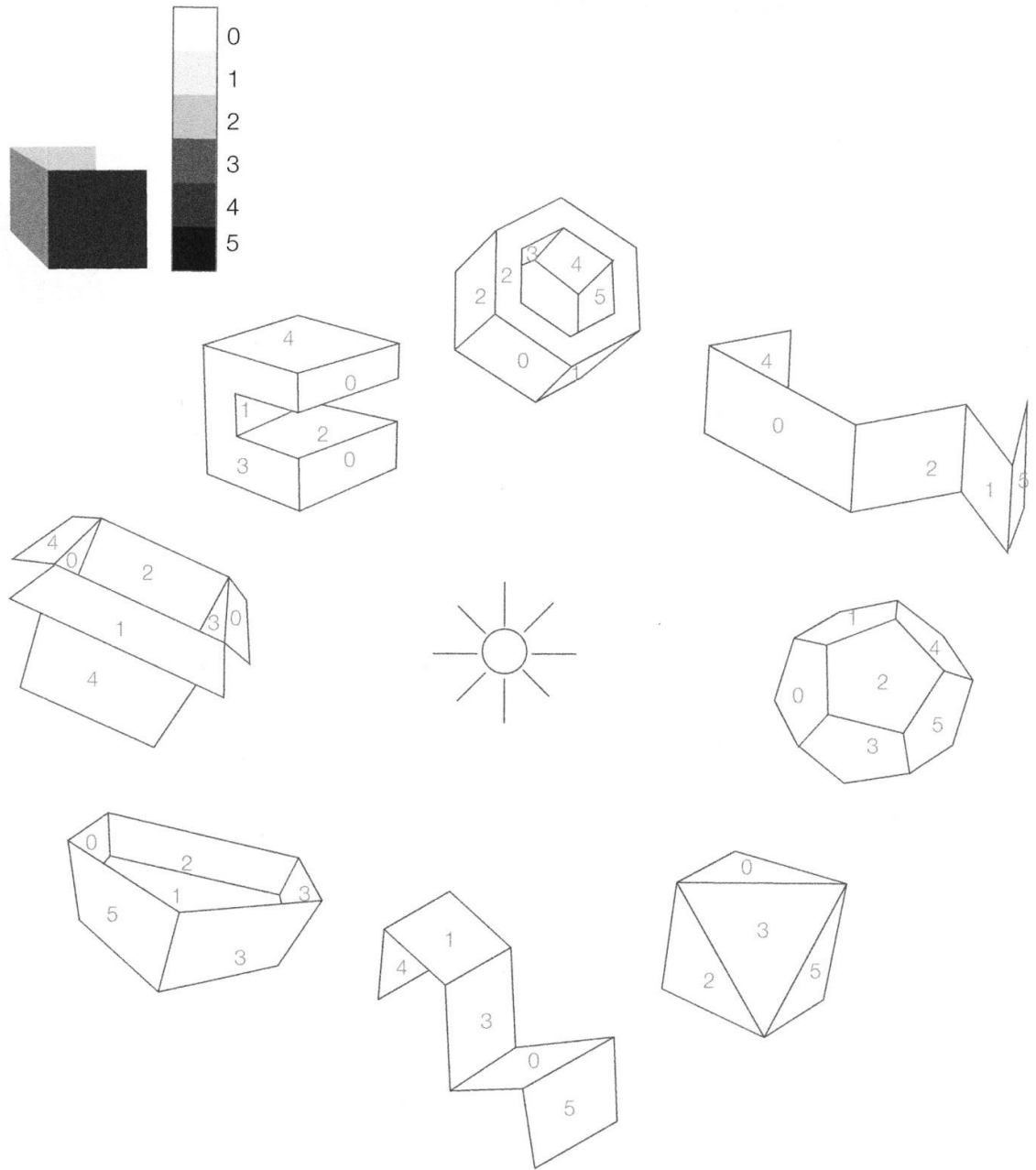
Flowing Lines



**SHADING BLOCK FORMS**


This exercise expands the value range to six values and increases the complexity of the forms. However, the same basic principle applies, so determining the value for each plane is not as elusive as you may think. Study the orientation of each plane with respect to the light source.





Use the numbers as a guide to assigning values to each plane.

Practice



Practice

